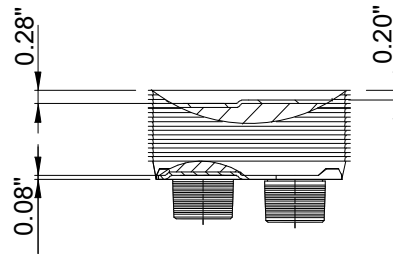
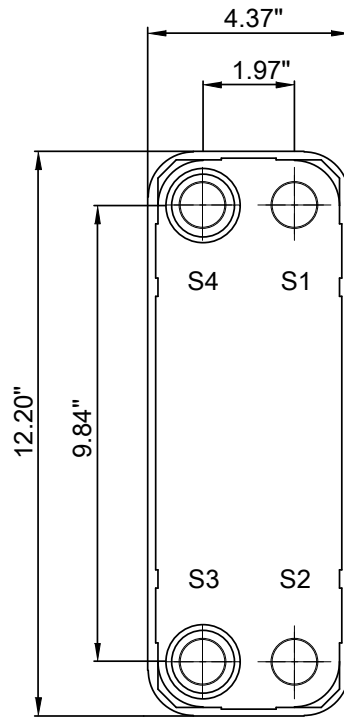

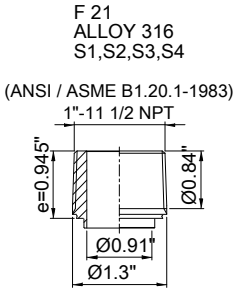


Note that all unique customer requirements (i.e tolerance) need to be verified thru Alfa Laval.



HEATING SURFACE ft²
NETWEIGHT 11.5 lb
OPERATING WEIGHT lb
PLATE MATERIAL ALLOY 316
PLATE GROUPING 1*14H/1*15H

Frameplate is depressed 0.08 inches at connection S3/S4
Pressureplate is depressed 0.08 inches / even number of channel plates
at connections T3/T4 / uneven number of channel plates at
connections T1/T2.

T1 T2 T3 T4 locations on back side
correspond to S1 S2 S3 S4 on front side

ALL DIMENSIONS IN INCHES

SIDE	MEDIA	INLET	TEMP.	OUTLET	TEMP.	FLOW RATE	PRESSURE DROP	LIQUID VOL.
1	Water	S1	°F	S2	°F	lb/h	psi	0.03 ft ³
2	Water	S3	°F	S4	°F	lb/h	psi	0.02 ft ³

PRESSURE VESSEL APPROVAL

PED/CRN

AlfaNova 27-30H (3287000875)

www.alfalaval.com

CUSTOMER NAME / REF. NO.

COMPANY / REF.
Alfa Laval Nordic AB
Alfa Laval Inc.

TOTAL LENGTH 4.3 in
TOTAL WIDTH 4.4 in
TOTAL HEIGHT 12.2 in

8/25/2021
REV 0